

Mexico 2014



Day 1 – Petaluma to San Diego

Happy to arrive all safe and sound



The kids: 9 boys and 4 girls



10 Adults + Catherine



To the Beach







This is the community of “Maclovio Rojas”
in Tijuana.



We are building a house for Graciela Gomez and her grown son Javier. Her 5 grandchildren visit everyday.





Graciela 's current house: no electricity, no running water, no heat, and a dirt floor.

This is our building site.



a million dollar view with impossible dirt roads



The foundation needs to be modified to fit the difficult lot.





- the soil is leveled
- the foundation form is built
- the form is leveled
- a footing trench is dug



downstairs
crew mixes
cement
and mixes
cement
and mixes
more
cement

Graciela's nephews help







concrete is tamped and screed



All lumber is moved to the street where the walls will be built.





We only use hand tools.

Some
work
and
some
goof
around.





The upstairs crew
saws, hammers
and builds walls.



Javier helps move completed walls downstairs.





End of the first work day and the slab is done!

2nd Work Day



walls are ready
to go up





and next the roof is going on







then plywood
is added



end of the second day



What is the story of the chairs?



Wednesday
evening





Thursday
morning





The roof crew finishes in record time.



- first felt paper
- lastly rolled sand and tar paper are glued down with cold tar



The frame of the house is wired with baling wire for stability.



felt paper
covers the
outside walls



chicken wire
then covers the
whole house





chicken wire
is
stretched
tight and
nailed in
place

kids watch



sifting - a 2 day job - only the sand is used for the stucco






first layer
of
stucco
is
applied

nice and
fun dirty
work





teamwork at its best



the door is prepared for hanging





steps are dug into
the steep hill



John teaches kids about tools





End of 3rd Day



up early –
time to pack up



morning grace



2nd layer of stucco goes on



A cement landing is made by the front door.





Javier  Graciela

The house is done.





Pastor Tim blesses the prayer shawl and then blesses the house.







Chris translates...

a wreath is given and
then the keys to the
house





JOY




Graciela cooks us a delicious chicken and bean lunch. She uses her neighbors outdoor stove.



Faces












“Unless the Lord builds the house, the builder builds in vain...”

Psalm 127.1









We're done!








**Graciela invites us to come back
and visit next year.**



*This slide show is
Dedicated
To
Graciela Gomez*

We visit Cristal and family, our last year's Mission family. Cristal has had her new baby. Their Amor home looks wonderful.





The sign on the door

Dios es Amor

Translates to:
God is Love



The family is delighted to see us and we them.





Tijuana to Tecate





Just enough time to stop at our favorite Mexican Bakery in Tecate before we cross the border.





cleaned up
and wearing
our new
Amor tee
shirts

Just one more
goof around
picture. We
are a silly
wonderful
group.



Be Amor Be the Story



J
!
Y
S

S
!
Y
+
r
a

On our way home, but first a prayer of thanks for all our blessings.



Photography by:

- Roger Davis
- Robin Merrill
- Hope Stewart
- Mary Winters



Power Point by Hope Stewart 2014

