

COME.....BUILD.....HOPE



Someone is mighty cheerful for 5 A.M.





on our way, Petaluma to San Diego




We
camped
at Christ
Lutheran
Church in
San Diego
the first
night.





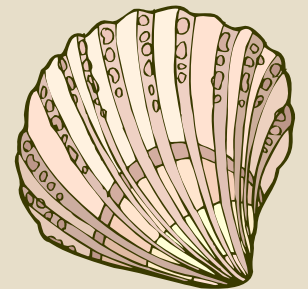








**We enjoyed the beach after a long ride.
It is warm.**







Tuesday morning
crossed the
border and
drove to Tecate



**We will add to this
existing mobile home.**

road to our worksite



Bless the work that we are about to begin.



Our family

Leticia – Mom
Armando - son
Flaco the big
dog





Abuelita



Flaco

Binky - Socks



Benji Jr.



plans are reviewed



This is where
we will build
the house.



6 people on the cement crew



Recipe for making cement:

Gravel and sand

Dry cement

Water

“Fluff” ask John





**Our wonderful kids
got right to work.**





**side yard was used for
building walls and roof**




Liset, the neighbor child, loved to help.





end of the first day



**Where did
you see God
at work
today?**



It took half of the second day to finish the foundation.



Perfect until.....





Work

Play





TEAMWORK



**1st outside
wall is up**

**wall next
to house
is secure**







walls are up and fire blocks are attached

**Time out
to
celebrate**







The shawl had been blessed by Elim, blessed by us
and given to Leticia on her birthday.



THE BOSS









**end of the
second day**



plywood goes up – 3rd day







helping hands 46



Bailing wire is wrapped around the entire house and tightened.

**felt
paper
next**



chicken wire after the paper





inside of house





**windows are
in, time for
stucco**





gravel is sifted and only the sand is used for the stucco

sand + cement + water =

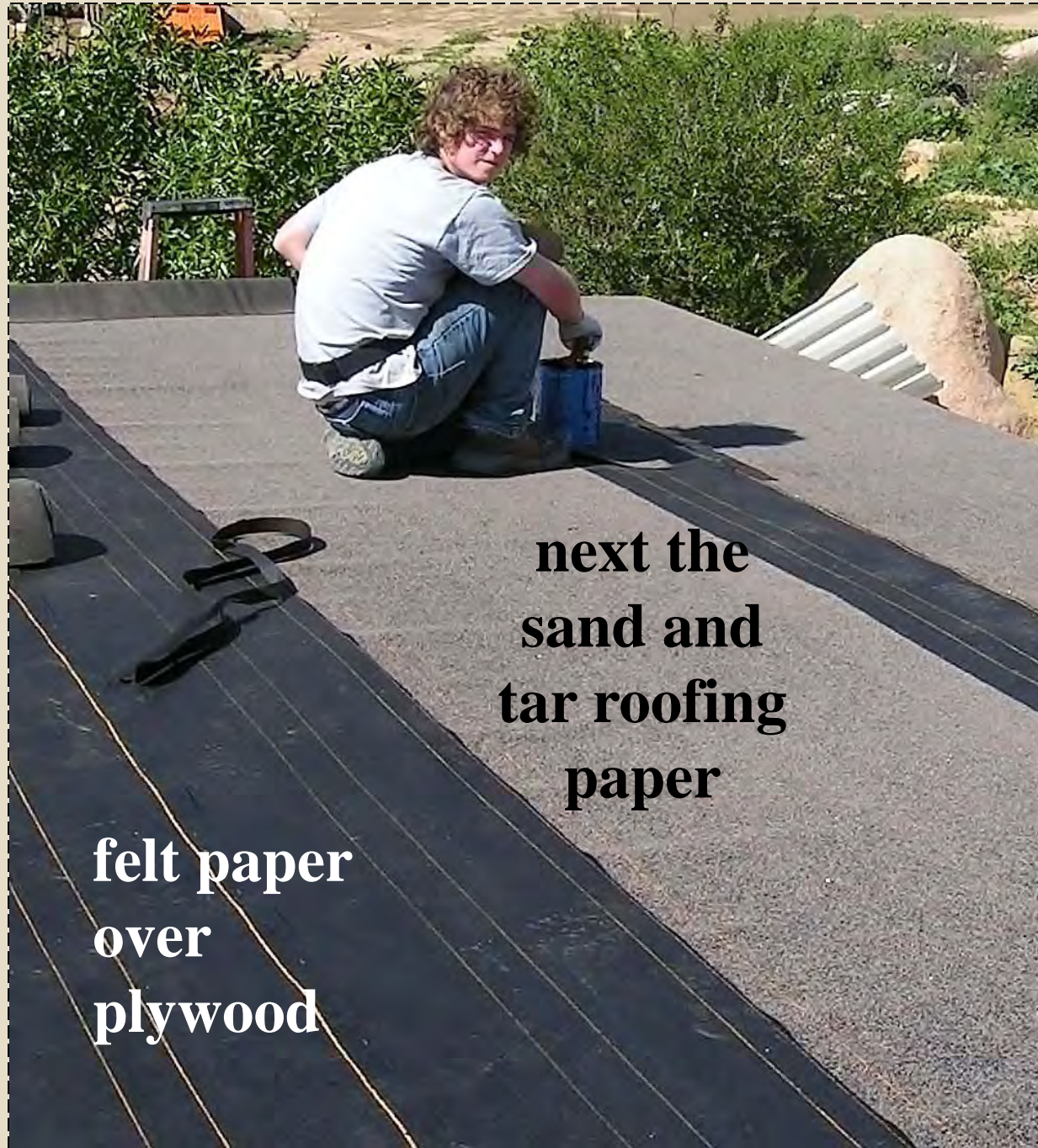
stucco



upstairs team







**next the
sand and
tar roofing
paper**

**felt paper
over
plywood**



The roof is done.



stucco fun







downstairs team






end of the 3rd day - 1st coat of stucco is on



nights were cold, warm
food and a warm fire and then
reflections ended each day





We are thankful for:

- **Laughter from the children**
- **Everyone who came**
- **Compassion on everyone's faces**
- **Good weather**
- **And much more.....**

Pastor Robin

This is not Mt. Tam; it is our neighbor's tent!



**Yummy...
hot coffee and
Mexican pastries**




Each morning we packed our lunches.








Packing up







**An
extra:**

**Rick
built
steps
to the
front of
the
house**





hearts and hands

back of house



front of house



4th day, our house is done





Goodbyes



Goodbye kisses

Be Amor


Be the story



Photography
by:

Robin Merrill
Rick Zipp
David Johnson
Hope Stewart

Power Point
by:
Hope Stewart





**We built a
beautiful house
For Leticia
and Armando.**

**It is a home built
with teamwork and
loving, joyous,
hands. We
together built this
home.**